


## Rotator Assembly



**\*Patented US 10,123, 582**



- Ever-Pump



- Ever-Lube




Element Energy Solutions  
909 4th Ave South Unit B  
Wahpeton, ND 58075  
Phone (701) 642-2671

<https://elementenergysolutions.com>

**Brad Odegard, President**  
Phone: 1-701-238-7889

**Leonard van Leeuwen, VP of Sales**  
Phone: 1-701-331-2300

**Larry van Leeuwen Sales Executive**  
Phone: 1-403-617-1265



# Ever-Pump

## Saddle Bracket KITS

- All parts can be bought separately
- STUFFING BOX CLAMP KIT
    - STUFFING BOX CLAMP
    - ARM STOP
    - SADDLE BRACKET W. ROLLER
  - WELLHEAD CLAMP KIT
    - WELLHEAD CLAMP STANDARD
    - ARM STOP
    - SADDLE BRACKET W. ROLLER

### SADDLE BRACKET W. ROLLER (does not include pipe extension)



10' - 1" Pipe extension with one end thread for the Saddle Bracket w. roller

### ARM STOP w/ clamp



### Benefits of the Saddle Bracket Roller & Arm Stop

- Will keep electrolysis out of unit
- Eliminates need for rotator cable, which prevents tangling of load cell cable

## CLAMPS




STUFFING BOX



WELLHEAD CLAMP EXTENDED ARM  
(use with catch basin)



WELLHEAD CLAMP STANDARD



PLEASE CALL FOR PRICING



CATWALK CLAMP  
(no-weld)

- Mounted at any angle
- Left or right side
- In or out to polish rod
- 3 bolt system for adjustments
- Furnish with bolts

### CATWALK CLAMP KIT

- Catwalk clamp
- Arm Stop
- Saddle bracket w. Roller



\*If needed 5' - 1" extension pipe with one end thread for saddle bracket w. roller



EXTENDED INSULATOR TUBE W PLATE

Bore out bridle hangers to fit extended tube

Purpose is to isolate rod string, stopping electrolysis from entering unit. The insulator tube also is designed to help level carrier bar and reduces wear on polish rod.

Can be used for all types of pumping units.

Contact us at  
701-